

Active Lives Children and Young People

Class selection guide

Contents



Smartsheet table overview	...1
Standard class selection	...2
Class Selection	
Vertical tutor groups	...3
No mixed ability classes	...4
Single sex classes in a mixed sex school	...5
Small single year group classes	...6
Some mixed year group classes	...7
Many or all mixed year group classes	...8
Small school, all mixed year group classes	...9

Smartsheet table overview

Unique Reference Number (URN) – This number is unique to each school

AP	URN	School Name	...	Selection Grid	Class 1	Class 2	Class 3
Active Any County	400600	London School		4	Year 3	Year 5	Year 6
Active Any City	200300	England School		6	Year 7	Year 8	Year 10

This tells you which selection grid to use for each school

These are the three year groups that should be sampled

Number of classes in year group

Selection grid number

Version 6	
No. of classes	Select
1	1
2	1
3	2
4	1
5	2
6	3
7	1
8	2
9	7
10	2

6 classes in year group = select 3rd class in alphabetised list

Which class to select from alphabetised list

If there are more than 10 classes, read across for class 10

Standard Class Selection

Mixed ability year groups



AP	URN	School Name	...	Selection Grid	Class 1	Class 2	Class 3
Active Any County	400600	London School		4	Year 3	Year 5	Year 6
Active Any City	200300	England School		6	Year 7	Year 8	Year 10

Step 1

Order classes in first year group alphabetically

Step 2

From selection grid choose row that corresponds to the number of classes in year group

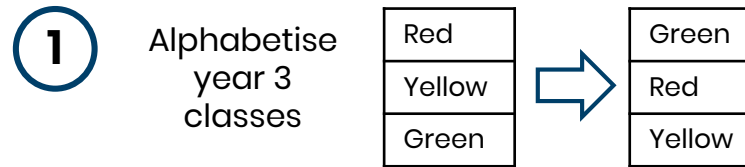
Step 3

Select n^{th} class from alphabetised list

Step 4

Repeat for class 2 and 3 in the sampled year groups

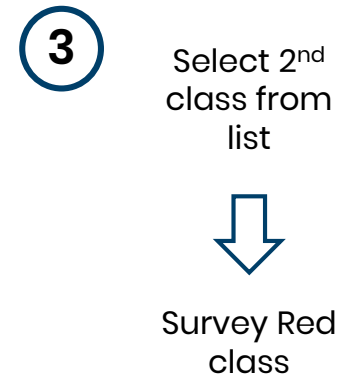
Example 1 – London School



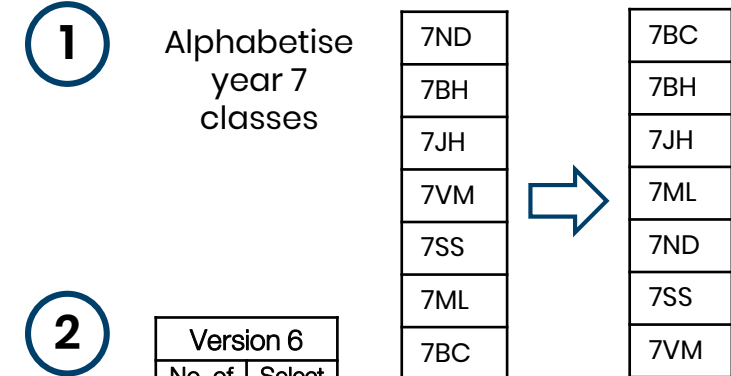
2

Version 4	
No. of classes	Select
1	1
2	1
3	2
4	4
5	3
6	2
7	7
8	2
9	9
10	3

3 classes in year 3



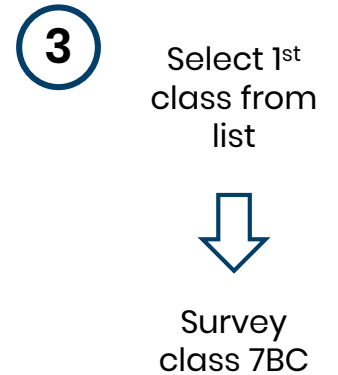
Example 2 – England School



2

Version 6	
No. of classes	Select
1	1
2	1
3	2
4	1
5	2
6	3
7	1
8	2
9	7
10	2

7 classes in year 7



Vertical tutor groups

For classes that are made up of different year groups

Step 1
Order classes in alphabetical order

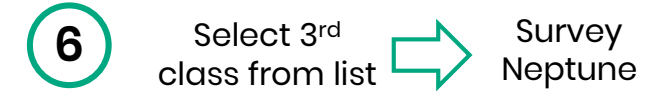
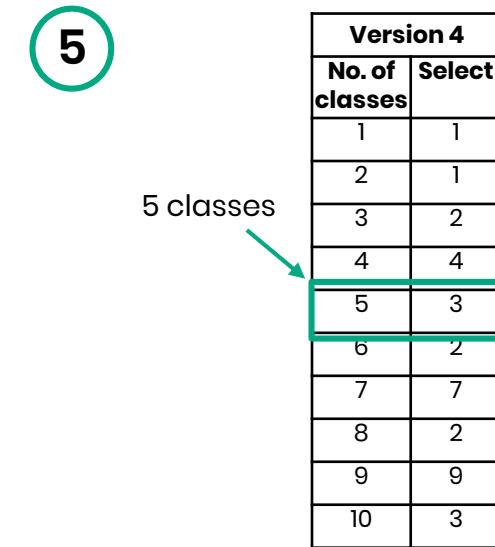
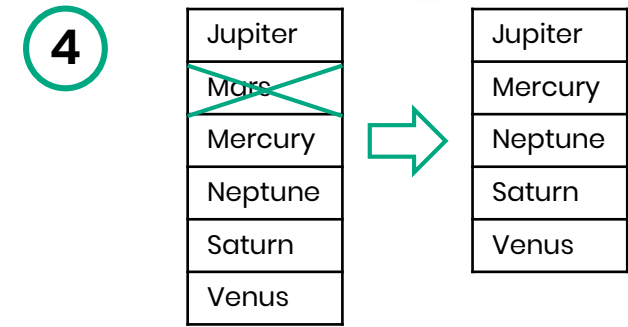
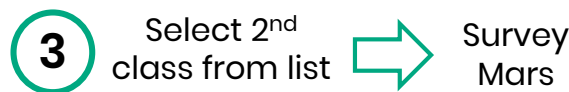
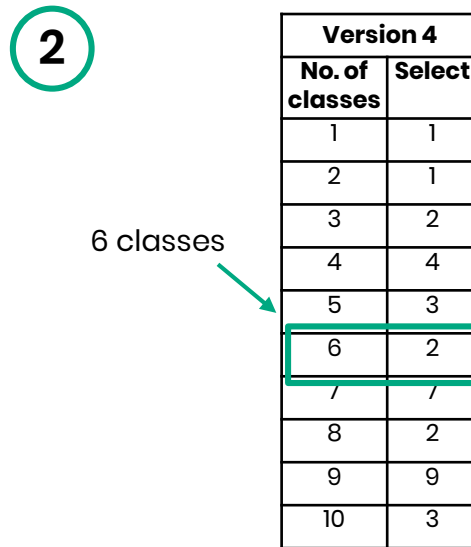
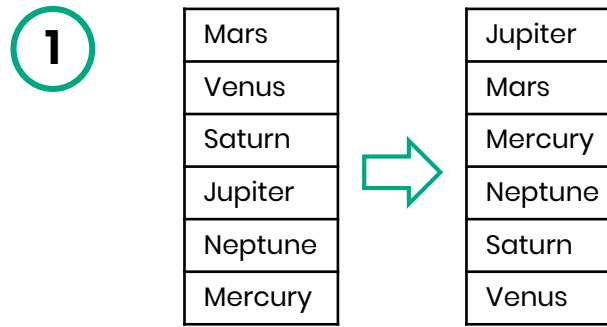
Step 2
Use relevant selection grid to select class

Step 3
Select n^{th} class from alphabetised list

Step 4
Remove selected class from list

Step 5
Use selection grid with new class number

Step 6
Select n^{th} class from alphabetised list



Two classes will be sampled. Only the pupils in the relevant sampled year should complete. Alternatively, all pupils in the first class selected only can be sampled regardless of year group.

No mixed ability classes

Applicable when classes are based on ability

Step 1

Sort classes into order of ability

Step 2a

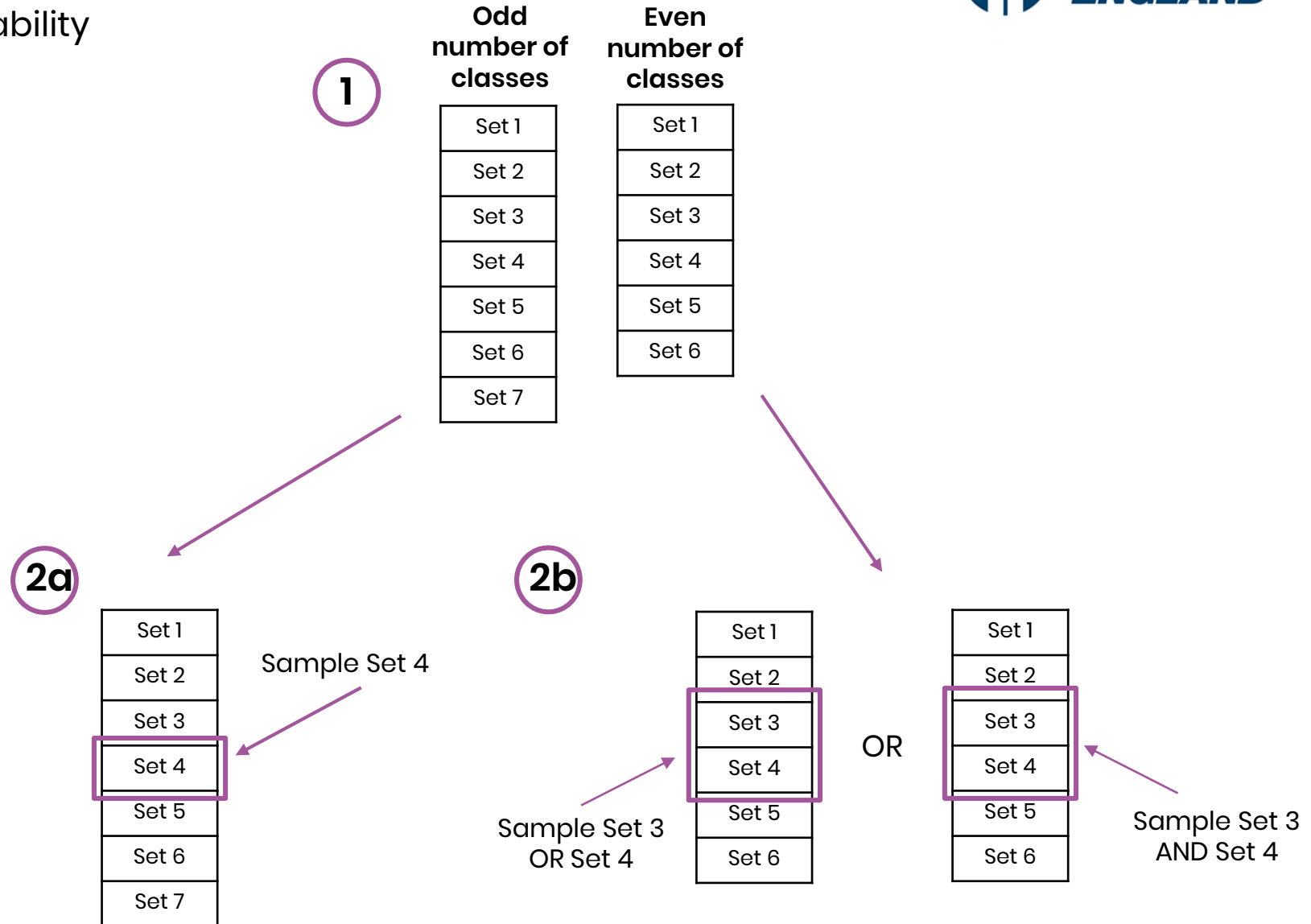
For an odd number of classes select the middle ability class

Step 2b

For an even number of classes select:

Either – one of the middle ability classes

Or – both of the middle ability classes



Single sex classes in a mixed sex school

For mixed sex schools that have single sex classes

Step 1

Sort classes into alphabetical order within each sex

Step 2

From selection grid choose row that corresponds to the number of classes in year group for that sex

Step 3

Choose nth class from each alphabetised class list – one for boys and one for girls

1

Boys' Classes
Shakespeare
Wilde
Orwell
Dickens



Boys' Classes
Dickens
Orwell
Shakespeare
Wilde



Girls' Classes
Austen
Bronte
Potter
Blyton

Girls' Classes
Austen
Blyton
Bronte
Potter

2

Version 4	
No. of classes	Select
1	1
2	1
3	2
4	4
5	3
6	2
7	7
8	2
9	9
10	3

4 classes

3

Boys' Classes
Dickens
Orwell
Shakespeare
Wilde

Girls' Classes
Austen
Blyton
Bronte
Potter

Select 4th class from list



Survey Wilde and Potter classes

Small single year group classes

No mixed year groups but small classes use standard class selection

AP	URN	School Name	...	Selection Grid	Class 1	Class 2	Class 3
Active Any County	400600	Small School		4	Year 1	Year 3	Year 5

Step 1

Sort classes into alphabetical order

Step 2

From selection grid choose row that corresponds to the number of classes in a year group

Step 3

Choose n^{th} class from each alphabetised class list

1

Year groups to sample:

- Year 1
- Year 3
- Year 5

For example:

- Apples: Year 1 – 10 pupils
- Oranges: Year 1 – 12 pupils

2

Version 4	
No. of classes	Select
1	1
2	1
3	2
4	4
5	3
6	2
7	7
8	2
9	9
10	3

2 classes
in year 1

3

Select 1st
class from list



Survey
Apples class

Some mixed year group classes

Applicable when some classes are mixed year groups

Option 1

If children are randomly allocated to a class, i.e. not by ability or birthday, select the class that has all pupils in the sampled year group

AP	URN	School Name	...	Selection Grid	Class 1	Class 2	Class 3
Active Any County	400600	Woodlands School		4	Year 1	Year 3	Year 5

Year groups to sample:

- Year 1
- Year 3
- Year 5

For example:

- Foxes: Year 3
- Rabbits: Year 3 and 4

Option 1

Survey Foxes

Option 2

Step 1

If children are split by ability or birthday, sort classes into alphabetical order

Step 2

Use relevant selection grid to select class

Step 3

Select nth class from ordered list

Option 2

1

Foxes
Rabbits

2

2 classes

Version 4	
No. of classes	Select
1	1
2	1
3	2
4	4
5	3
6	2
7	7
8	2
9	9
10	3

3

Select 1st class from list

Survey Foxes

- If all pupils in the selected class are from the sample year group e.g. Foxes – all children complete the survey
- If pupils in the selected class are from different year groups e.g. Rabbits – either only Year 3 pupils complete the survey OR for ease all children in the class can complete the survey

Many or all mixed year group classes

Applicable with mixed year group classes with small numbers of classes in school

Option 1

Only pupils of the relevant year groups complete the survey

Option 2

For ease, all pupils complete the survey

AP	URN	School Name	...	Selection Grid	Class 1	Class 2	Class 3
Active Any County	400600	Gem School		4	Year 1	Year 3	Year 5

Year groups to sample:

- Year 1
- Year 3
- Year 5

For example: 3 classes in the whole school

- Emerald: Year 1/2
- Ruby: Year 3/4
- Sapphire: Year 5/6

1

Sample only those children in the relevant year groups

For example,

- Y1 pupils in Emerald
- Y3 pupils in Ruby
- Y5 pupils in Sapphire

2

Sample all children covered by the classes

Small school, all mixed year group classes

Applicable with mixed year group classes with small numbers of classes in school

Option 1

Only pupils of the relevant year groups complete the survey

Option 2

For ease, all pupils complete the survey

AP	URN	School Name	...	Selection Grid	Class 1	Class 2	Class 3
Active Any County	400600	Flowers School		4	Year 2	Year 4	Year 6

Year groups to sample:

- Year 2
- Year 4
- Year 6

For example: 2 classes in the whole school

- Daffodils: Y1-3
- Tulips: Y4-6

1

Sample only those children in the relevant year groups

2

Sample all children in both classes

As the survey differs between age groups the correct URLs will need to be used for each year

For example:

- Daffodils Y1-2: use Year 2 URL
- Daffodils Y3 and Tulip Y4: use Year 4 URL
- Tulips Y5-6: use Year 6 URL